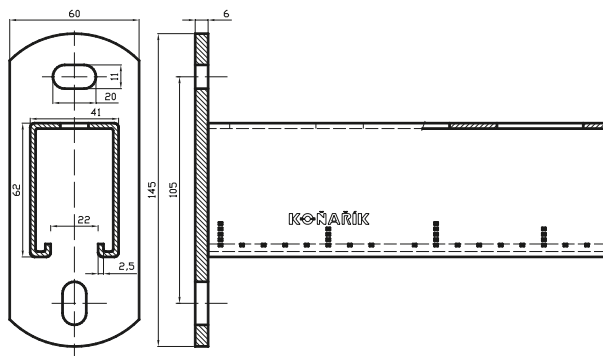


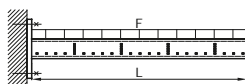
Konzola ST / ST cantilever arm 41 × 62 × 2,50



Obj. číslo Supply No.	Název Name	Velikost patní desky Shoe size L (mm)	Rozteč otvorů patní desky Spacing of shoe openings (mm)	Typ Type	Tloušťka Thickness T (mm)	Balení Package (ks/pcs)
32862500	Konzola ST 41/62 × 500 mm 2,5 pozink / ST cantilever arm	145 × 60	105	41/62	2,5	1
32862600	Konzola ST 41/62 × 600 mm 2,5 pozink / ST cantilever arm	145 × 60	105	41/62	2,5	1
32862800	Konzola ST 41/62 × 800 mm 2,5 pozink / ST cantilever arm	145 × 60	105	41/62	2,5	1
32862900	Konzola ST 41/62 × 900 mm 2,5 pozink / ST cantilever arm	145 × 60	105	41/62	2,5	1

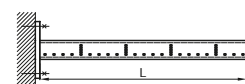
Hodnoty zatížení pro konzoly / Load values for the cantilever arms

Rovnoměrné zatížení Uniform load



L (mm)	Konzola Cantilever arm 27/18 F (N)	Konzola Cantilever arm 28/30 F (N)	Konzola Cantilever arm 38/40 F (N)	Konzola Cantilever arm ST 41/41 (2,5) F (N)	Konzola Cantilever arm ST 41/62 (2,5) F (N)
100	892	3465	6812	9172	18030
150	595	2310	4542	6115	12020
200	445	1730	3405	4585	9016
250	305	1385	2725	3670	7210
300	212	1155	2270	3055	6010
350	155	990	1945	2620	5150
400	118	810	1702	2294	4508
450	94	640	1514	2038	4005
500	75	520	1338	1830	3605
550	62	430	1105	1512	3278
600	52	360	930	1270	3005
700	-	265	682	934	2575
750	-	233	602	824	2340
800	-	202	522	715	2105
900	-	160	412	565	1662
950	-	145	373	511	1503
1000	-	130	335	458	1345
1100	-	105	276	378	1110
1200	-	90	232	318	935
1300	-	-	198	270	795
1400	-	-	170	232	685
1500	-	-	-	202	598

Zatížení na konci Load on the end



L (mm)	Konzola Cantilever arm 27/18 F (N)	Konzola Cantilever arm 28/30 F (N)	Konzola Cantilever arm 38/40 F (N)	Konzola Cantilever arm ST 41/41 (2,5) F (N)	Konzola Cantilever arm ST 41/62 (2,5) F (N)
100	445	1732	3405	4585	9015
150	298	1155	2270	3055	6010
200	178	865	1702	2294	4505
250	114	692	1362	1835	3605
300	78	540	1135	1528	3005
350	58	396	972	1310	2575
400	45	305	784	1070	2254
450	35	240	620	845	2004
500	28	195	500	685	1802
550	24	160	415	565	1638
600	20	135	348	475	1402
700	-	100	255	350	1030
750	-	88	225	308	908
800	-	76	195	268	788
900	-	60	155	210	624
950	-	54	140	190	564
1000	-	49	125	172	505
1100	-	40	102	142	418
1200	-	34	86	118	350
1300	-	-	74	102	298
1400	-	-	64	88	258
1500	-	-	-	75	225

10 N = 1 kg